

Discofix® C

Stopcocks & Manifolds

Your access to increased safety



Drug-resistant three-way stopcocks


For infusion therapy and monitoring

Three-way stopcocks and manifolds are an indispensable part of infusion systems and play a central role in complex regimes.

In particular, the application of drugs such as ciclosporin, cyclophosphamide, etoposide, lipids, nimodipine, phenytoin sodium

and propofol can stress stopcocks severely that critical damage occurs. Disinfection routines can also induce cracking. In many cases, the duration of the contact as well as the frequency of necessary manipulations such as the injection of medication can sometimes be a decisive factor that can contribute to the development of leakages.¹

Stress cracks with stopcocks: A problem that could lead to serious consequences.



Air embolism



Chemical contamination



Under dosage / delay and interruption of medication



Microbiological contamination

In 2017, the German Hospital Hygiene and Infection Prevention Commission at the Robert Koch Institute recommended the following for the disinfection of medical devices²:

- Medical devices, such as three-way stopcocks, should be utilized in clinical settings where the manufacturer ensures they are stable against alcohol-based disinfection, as demonstrated in proven clinical practice.
- The compatibility of the antiseptic used must be confirmed with the manufacturer of the medical device.



B. Braun's Discifix® C,

tested by an independent institute against various drugs known for causing stress cracks, has been declared resistant to such cracks. Discifix® C helps prevent the associated hazards observed with conventional products and reduces the need for device replacements due to infusion errors.

Advantages of Discifix® C compared to conventional three-way stopcocks



Stress cracks require the replacement of the defective device. Each replacement of a stopcock is associated with efforts of **in average 178 seconds**.³



Discifix® C helps to prevent the creation of additional packaging waste caused by stress cracks and replacement of the infusion setup. Each replacement causes **approx. 20 g of plastic waste** ($\approx 100,0 \text{ g CO}_2$).^{3,4}



Working as a healthcare professional comes with so many challenges. B. Braun offers solutions that can help you to focus on what matters most: More time for patient care. Visit www.bbraun.com/moretime or scan the QR code to find out more.



Literature: 1. Schlarb, A. K. (2002): Determining Resistance to Environmental Stress Cracking in Luer Fittings. Med Device Technology, 13(9), p. 30-34. | 2. Robert-Koch Institut, Prävention von Infektionen, die von Gefäßkathetern ausgehen (2017). | 3. Replacement of IV-Accessories within a typical infusion setup, 2024, Time and Motion Study, Test Report | 4. Sustainability 2022, 14(24), 16563; <https://doi.org/10.3390/su142416563>.

Discofix® C & Discofix® C with Safeflow



Discofix® C – helps to enhance safety

Easy adjustment of the desired position without accidental disconnection or unintentional twisting of the IV line.

The rotating adapter allows Discofix® C to rotate 360° on its own axis. This allows the healthcare workers to turn the stopcock in a comfortable position when attaching a syringe or IV-line.

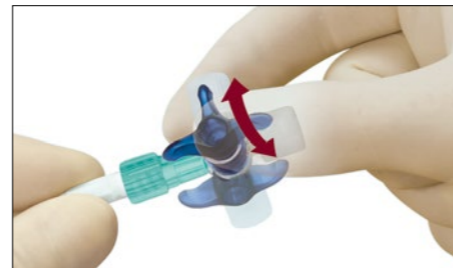
In order to make optimal use of the advantages of the Discofix® C with rotation adapter and locking function in the 45° position, please note the following recommendations:



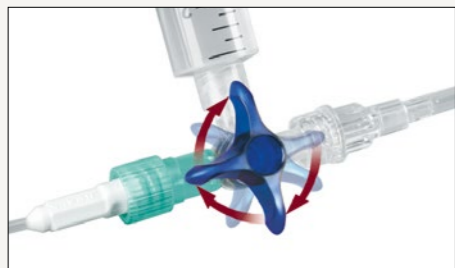
Simply attach the Discofix® C to its luer counterpart.



Screw it on tight by twisting the swivel lock.



Rotates 360° on its own axis which allows to turn the stopcock in a comfortable position.



A tactile feedback at every 45° turn indicates that the handle is aligned correctly with the selected position.

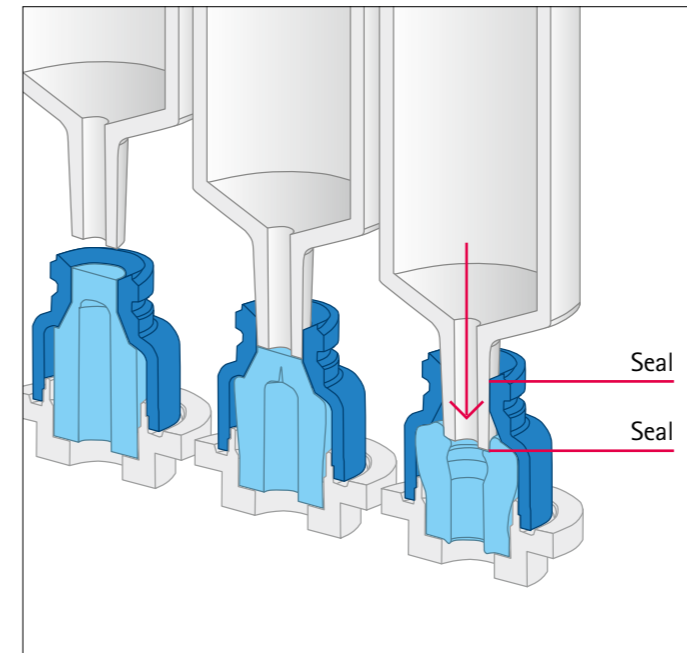
Helps the user to find the correct setting of the handle and thus reduces the risk of medication error by the unintended mix, overdosage or interruption of medication.



Discofix® C with Safeflow – helps to minimize infection risks for your patients

Chemical contamination and air embolism

The integrated swabable needleless connector reduces the risk of fluid leaking if the handle of the stopcock is advertently left open by clinicians or patients. The passive safety feature of being closed when un-activated helps to protect the healthcare worker from exposure of hazardous drugs. It also helps to protect the patient from bacterial ingress from the external environment and the intake of air.¹





Microbiological contamination

Discofix® C with Safeflow is bacteria-tight and prevents the ingress of microbial contamination and is thus a closed system according to NIOSH-definition.²






Literature: 1. Gebel, J (2015): Evaluation of the microbial tightness of closed system transfer devices by simulating airborne and touch contamination. | 2. National Institute for Occupational Safety and Health (2004): NIOSH alert 2004-165. Preventing occupational exposures to antineoplastic and other hazardous drugs in health care settings, CDC, Cincinnati.



Discofix® C & Discofix® C with Safeflow Product Specification Summary

	Discofix® C	Discofix® C with Safeflow
		
Trademark	Discofix®	Discofix®
Product name	Discofix® C	Discofix® C with Safeflow
Product type	Stopcock	Stopcock
Type of Stopcock	3-way	3-way
Color	Blue /White / Red /Yellow	Blue
Lipid resistant	Yes	Yes
Drug-resistant	Yes	Yes
With integrated swabable needleless connector	No	Yes
Max. pressure	2.0 bar	2.0 bar
Priming Volume	0.300 mL	0.300 mL
Rotatable adapter	Yes	Yes
Tactile response after 45° turn	Yes	Yes

Ordering information

Product	Color	Rotating adapter	Safeflow	Units per box	Article Number (REF)
Discofix® C*					
	■	✓	-	100	16494C 16494C-01
	□	✓	-	100	16495C
	■	✓	-	100	16496C
	■	✓	-	100	16497C
Discofix® C with Safeflow*					
	■	✓	✓	100	16494CSF

*Not made with PVC, DEHP or Latex.

Discofix® C & Discofix® C with Safeflow

Ordering information

Available with flexible extension line to allow manipulation away from the insertion site and thus reduce vascular access complications. Using an extension set allows manipulation of the device away from the insertion site and thus will reduce the amount of catheter movement and related complications by accessing the injection port for drug administration, injection or aspiration.^{1,2}

Product	Color	Rotating adapter	Tubing 2.5 x 4.1 mm		Safeflow	Priming volume	Units per box	Article Number (REF)
			Length	PVC-free				
Discofix® C with extension line*								
	■	✓	10 cm	-	-	0.8 mL	50	16500C 16502C
	□	✓	10 cm	-	-	0.8 mL	50	16501C 16504C
	■	✓	25 cm	-	-	1.6 mL	50	16520C
	■	✓	50 cm	-	-	2.8 mL	50	16540C
	■	✓	75 cm	-	-	4.0 mL	50	16551C
	■	✓	100 cm	-	-	5.2 mL	50	16560C
	■	✓	10 cm	✓	-	0.8 mL	50	16700C
	□	✓	10 cm	✓	-	0.8 mL	50	16701C
	■	✓	25 cm	✓	-	1.6 mL	50	16720C
	■	✓	50 cm	✓	-	2.8 mL	50	16740C
	■	✓	75 cm	✓	-	4.0 mL	50	16751C
	■	✓	100 cm	✓	-	5.2 mL	50	16760C
	Discofix® C with Safeflow with extension line*							
	■	✓	10 cm	-	✓	0.8 mL	50	16500CSF 16500CSF-1
	□	✓	10 cm	-	✓	0.8 mL	50	16501CSF 16501CSF-1
	■	✓	25 cm	-	✓	1.5 mL	50	16520CSF
	■	✓	50 cm	-	✓	2.8 mL	50	16540CSF
	■	✓	75 cm	-	✓	4.0 mL	50	16551CSF
	■	✓	100 cm	-	✓	5.2 mL	50	16560CSF

*Not made with DEHP or Latex.

Literature: 1. Paediatric Intravenous Therapy in Practice: Dougherty, L. & Lamb, J.: Intravenous Therapy in Nursing Practice, 2nd edition, Blackwell Publishing, 2008, p. 416. | 2. Centre for Healthcare Related Infection Surveillance and Prevention & Tuberculosis Control, Queensland Government Department of Health; Guideline for Peripheral Intravenous Catheters, Ver.2, March 2013, p. 3.




















Discofix® C manifolds

Ordering information

In complex settings, where simultaneous fluid delivery is required, manifolds allow a structured infusion setting.

Manifolds offer a ready to use solution for less connection steps and no risk of accidental disconnection between stopcocks. Accidental disconnection increases the risks of microbiological contamination and air embolism for the patient as well as the risk of unintended drug exposure for the healthcare worker.

Product	Color	Rotating adapter	Tubing 2.5 x 4.1 mm		Distal Discofix® C**	Priming volume	Units per box	Article Number (REF)
			Length	PVC-free				
Discofix® C 3-gang manifolds with fixation plate*								
		✓	-	✓	-	1.01 mL	50	16600C
		✓	-	✓	-	1.01 mL	50	16605C
		✓	180 cm	-	✓	10.21 mL	50	16611C
		✓	150 cm	-	✓	8.72 mL	50	16610C
		✓	150 cm	-	-	8.38 mL	50	16615C
Discofix® C 5-gang manifolds with fixation plate*								
		✓	-	✓	-	1.58 mL	40	16608C
		✓	-	✓	-	1.58 mL	40	16609C
		✓	150 cm	-	-	8.95 mL	40	16612C
		✓	150 cm	-	✓	9.25 mL	40	16613C
		✓	180 cm	-	✓	10.76 mL	40	16614C
Discofix® C manifolds w/o fixation plate for patient-near positioning*								
		✓	-	✓	-	0.72 mL	50	16800C
		✓	-	✓	-	0.72 mL	50	16801C
		✓	-	✓	-	1.01 mL	50	16900C
		✓	-	✓	-	1.01 mL	50	16901C

*Not made with DEHP or Latex.

**Can be disconnected





For more information, please scan the QR-code or visit:
www.bbraun.com/en/products/b/discofix-c.html